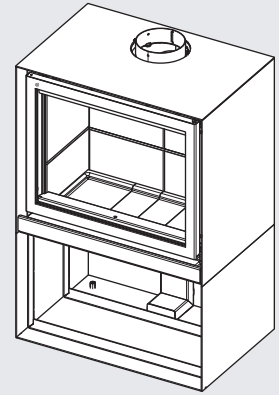






EMPLACEMENT

CADRES ET CAPOT CUBE



LOCATION

FRAMES & CUBE SHELL



Information

	16-58	16-68	16-78
Code	PW1499700004	PW1499700004	PW1499700004
Quantité Quantity	1 kit	1 kit	1 kit
Couleur Color	● Black oxide	● Black oxide	● Black oxide
Poids Weight	0.1 lb	0.1 lb	0.1 lb

Pour commander | To order :
 order@stuvamerica.com
 1-866-487-7888

Les dimensions du dessin sont à titre indicatif seulement.
 Information in this drawing is provided for reference only.